

SELF-LOADING MIXER FEEDERS



SELF-LOADING MIXER FEEDERS

Triomix Triomix S
Gigant Vertifeed

Trioliet. Invents for you.

 **TRIOLIET**
FEEDING TECHNOLOGY

**“Farmer, tractor and Trioliet self-loading technology:
economically the perfect trio”**



With Trioliet self-loading mixer feeders you not only save time and diesel, you also save an additional loader. With advanced cutting and loading technology, an ability to produce the perfect mix and a reliable discharge system, our self-loading mixer feeders optimise and accelerate the feeding process. Our machines cut cleanly all the way through the silage, leaving a smooth silage face. This minimises the risk of rain in or heating and the silage face remains free from residues after each cutting cycle. The cutting and loading system furthermore requires a great deal less power than similar silage cutting systems. The feed is mixed either during or immediately after loading and can be discharged after just a few minutes.

www.trioliet.com

 **TRIOLIET**
FEEDING TECHNOLOGY



Benefit for farmer and cow

Self-loading mixer feeders are the all-rounders of the farm. Trioliet self-loaders are simple machines that help to save both time and money. They ensure that your cattle always receive the same perfect mix of feed. That is a benefit for both the farmer and cow.



Self-loading mixer feeders



Improved mixing and cutting with less power

Much technical design has been given to the shape and measurements of the mixing auger and mixing chamber of our self-loading mixer feeders. Our unique 'Twin-Stream' auger features two symmetrical discharge wings, ensuring a smooth and even discharge. The patented Trioform auger knives in the mixing chamber offer a high level of wear resistance and are designed so that the knives are ideally positioned, i.e. horizontal, in relation to the angle of auger. This not only ensures that the feed is mixed perfectly, but also yields the best cutting action with lowest possible power requirement. This last benefit results in a considerable saving on fuel.



Triomix

SELF-LOADING
MIXER FEEDERS



Discover the simplicity of the Triomix

Our most complete self-loading mixer feeder is the Triomix. This machine excels for its robust construction, ease of use and speed. In just a few minutes you can cut and mix feed from a silage wall measuring up to 4 metres in height and provide your cattle with a fresh mix. You simply drive the machine backwards into the silage clamp with the cutting frame raised. The loading frame slides under the silage and the feed will be cut without any loss of structure. The feed cut from the silage wall is fully enclosed during loading. The benefit of this is that virtually no feed is spilled during cutting, even in windy conditions.



Triomix



Perfect mixed feed in short time

When the feed is cut all the way through, it is loaded into the mixing chamber in a single movement. The mixing chamber is equipped with a Twin Stream Auger, which ensures the best possible mix and a smooth and even discharge. Thanks to the Trioform knives on the mixing augers, structure-rich products will be no problem either. After a few minutes of mixing, the Triomix produces a consistent mix that is ready for discharge. The conveyor belt to the front discharges quickly and evenly to both the left and right side.



The right choice for every farmer

Trioliet has developed various types of self-loading mixer feeder for the various circumstances and needs of farmers worldwide. In addition to the Triomix and the Triomix S, our range also includes the Gigant and the Vertifeed. The Triomix is available in a range of models. Triomix 1, Triomix 2 and Triomix P are all equipped with active cutting knives. All Triomix machines are equipped with an extensive set of features, including electric control and a sealing brush on the loading frame. The Triomix can be upgraded according to your needs, with accessories such as an electronic weighing system, a hydraulic jack and a speed regulation for the conveyor belt.

An investment that pays for itself

When the price/quality ratio is considered, Trioliet self-loading mixer feeders are absolutely the right choice. The high quality and robust construction of our machines ensures the machines have a longer service life. The running costs are low and you can save on the use of an additional tractor. The Trioliet self-loading mixer feeder is an investment that pays for itself.

Triomix S



Triomix S with stationary knife system

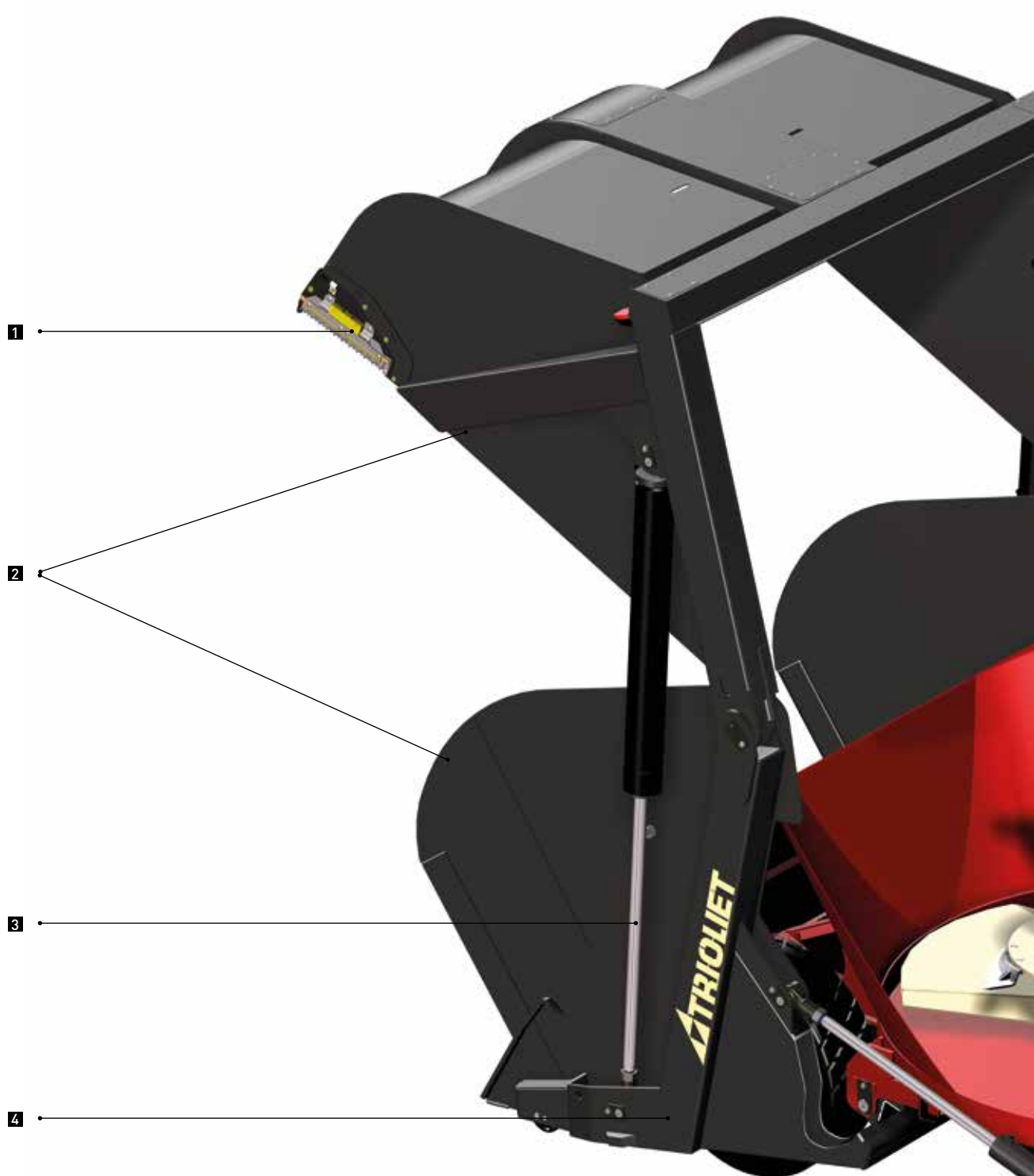
For farmers that prefer a fixed knife for cutting silage, we offer the Triomix S. The Triomix S operates faster and had less wearparts. Like the Triomix 1 and 2, the Triomix S features a conveyor belt to the front, which provides a quick and even discharge to both the left and right. The Triomix S comes in a range of different models and can be further enhanced with various accessories, including a reduction gearbox, a hydraulically operated restrictor blade, a lighting set and an adjustable belt extension.

Triomix P

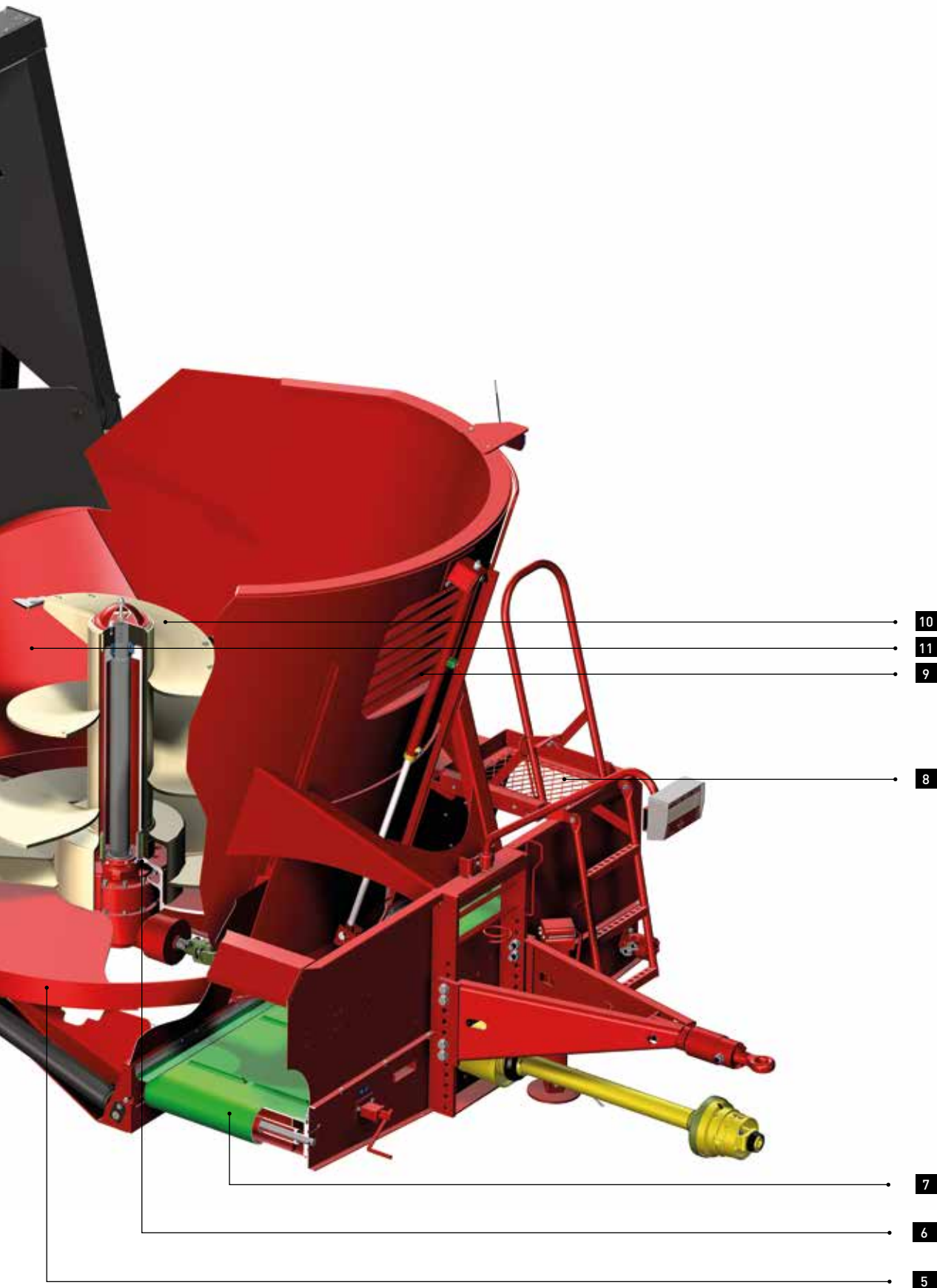


The multifunction Triomix P with straw blower

Cut silage, mix and discharge feed, and even spread straw with a single machine. This is something you can now do, thanks to the multifunction Triomix P. This Triomix is equipped with a mechanically powered straw blower, capable of blowing straw into the barn up to a distance of 25 metres. Hay, straw, round and square bales are no problem for the Triomix. This model also includes all standard Triomix cutting, mixing and discharge technologies. The discharge conveyor is located at the rear of the Triomix P. Since the machine is compact and can be manoeuvred with ease, it allows access to almost any feeding location. Even U-shaped barns are no issue.



- 1** Cutting system with wear-resistant knives, manufactured from high-quality stainless steel
- 2** Feed is fully enclosed during cutting: no loss of feed during cutting and loading and no feed residues remaining
- 3** Strong cylinders for rapid cutting
- 4** Long-life loading frame, thanks to extremely solid construction
- 5** Wear ring
- 6** Stable auger construction with top bearing
- 7** Side conveyor for quick and even discharge
- 8** Ladder and platform



9 Large window for maximum visibility during cutting/loading

10 Twin Stream Auger with Trioform Auger Knives

11 Complete round mixing chamber with high filling height to ensure the best possible mix at fast speed

Gigant



The Gigant: flexible and easy to manoeuvre

The flexible all-rounder in our range of self-loading mixer feeders is the powerful, extremely mobile Gigant. The high level of manoeuvrability of this machine is due to its extremely compact construction and because the wheels are positioned to the side of the chamber. Virtually any feeding location can be accessed with this flexible self-loader. Due to its low height and minimal width, this mixer feeder is also ideal for use in barns with a low height clearance and narrow feeding alleys. The flexibility and manoeuvrability of the Gigant are an absolute advantage in such situations.

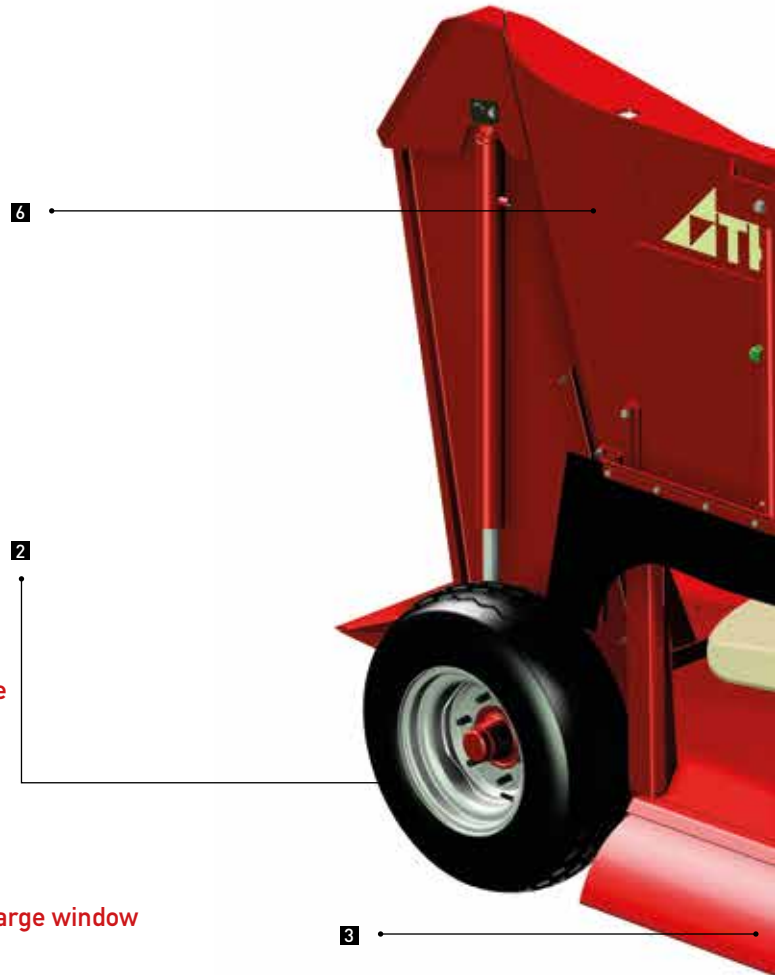




Load with precision, mix to perfection and discharge with a clear view

The Gigant takes care of silage clamps measuring up to 3.80 metres in height, allowing you to load up to a maximum of 2.6 cubic metres of feed in just a single cut. This gives the machine an enormous loading capacity. The Gigant is equipped as standard with a cutting board that can be used to load both round and square bales. An optional grab system with anti-spill plate is available. Any ration can be loaded with precision. This gives the farmer a high degree of flexibility. The tractor offers an excellent view of the discharge process and you can adjust the discharge door to discharge the required volume. The Gigant is low-maintenance and with its standard electric operation a very user-friendly machine.

Gigant



1 Cutting-Loading system: An optional grab system, complete with spring-loaded anti-spill plate is available

2 Robust wheels

3 Automatic folding discharge chute

4 Stable auger construction with top bearing

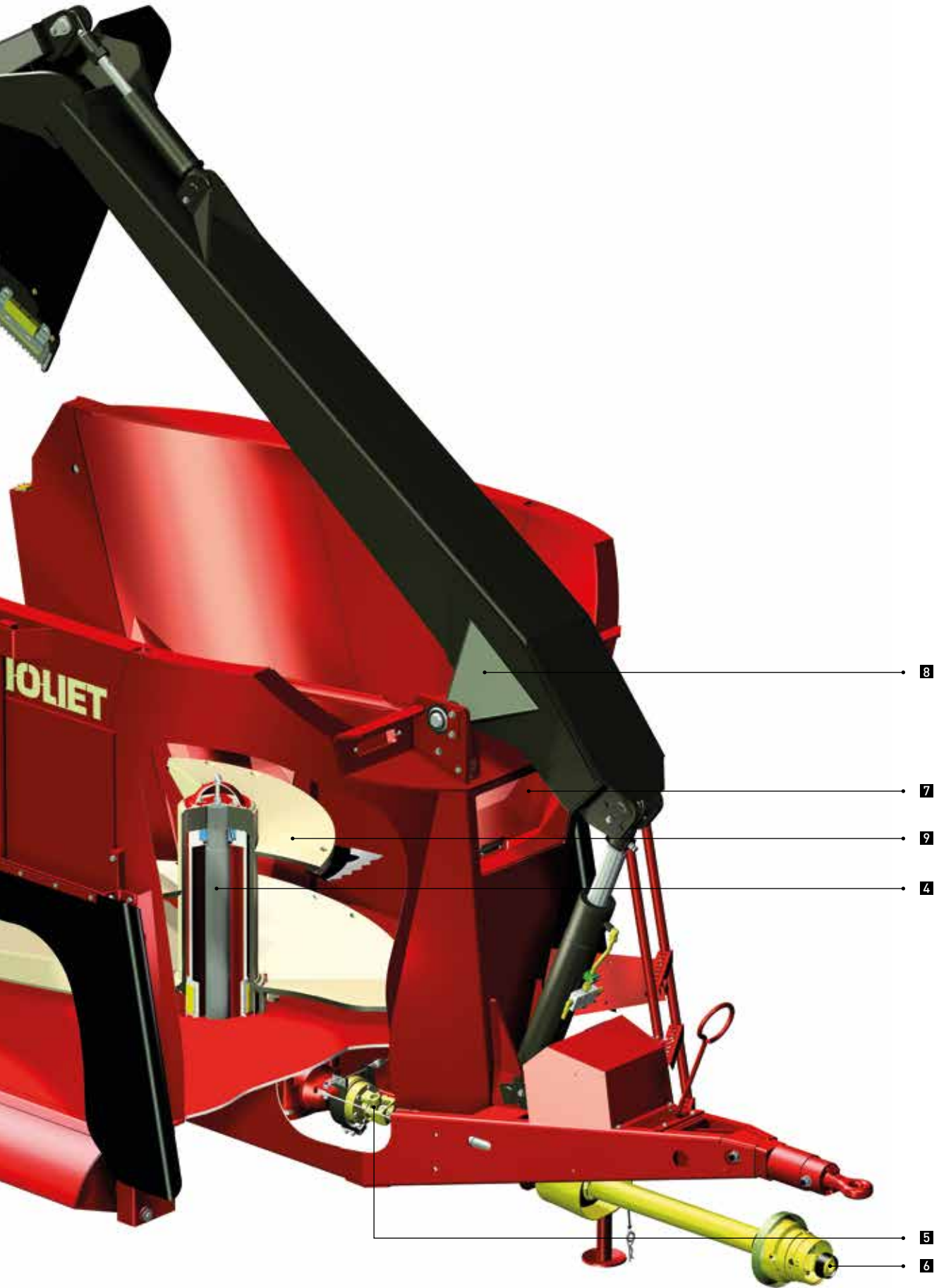
5 Safety coupling

6 Standard wide-angle PTO shaft

7 Large window

8 Solid construction of loading arm

9 Twin Stream Auger with Trioform knives



Vertifeed



The robust mixer feeder with loading frame

For farmers that already have a silage cutter, the Vertifeed is the perfect addition. Combined with a silage cutter, the Vertifeed gives the farmer the option to cut and store blocks of silage or maize. To ensure that your cattle are fed at the right time, the Vertifeed is capable of loading, mixing and spreading at an extremely high speed. The Vertifeed is a stable mixer feeder, complete with loading frame. This loading frame permits easy loading of both square and round bales. When the machine is driving backwards, the loading frame is pushed under the silage. The silage is picked up and two cylinders raise the loading frame. The feed is then tipped into the mixing chamber. Inside the round mixing chamber, the Twin Stream mixing auger ensures a perfect mix, maintaining the structure of the feed. Because the position of the discharge slide is variable, the volume of feed discharged to the front by the conveyor belt can be tuned. The Vertifeed includes an set of features as standard to suit your needs with a range of accessories.

Triomix 1



Triomix 2



Standard features

- U-form frame with hydraulic cutting knives
- 1 vertical Twin Stream auger (Triomix 1)
- 2 vertical Twin Stream augers (Triomix 2)
- Trioform auger knives
- 1 restrictor-blade
- Constant velocity PTO-shaft
- Adjustable drawbar
- Front conveyor belt or rear conveyor belt (AL)
- 2 large single wheels (Triomix 1)
- Tandem axle with 4 large single wheels (Triomix 2)
- Hydraulic loading system
- Sealing brush on loading board
- Electric operation
- Hydraulic brake system

Options

- Electronic weighing system
- Reduction gearbox
- Hydraulically operated restrictor blade
- Hydraulic jack
- Lighting set
- Speed regulator cross conveyor belt
- Cross conveyor belt extension
- Auger knife long
- Auger knife TC coating
- Pneumatic brake-system

	Model Triomix 1				Model Triomix 2	
	800	1000	1200	1200AL	1200	1600
Capacity	m ³ 8	10	12	12	12	16
Discharge	Cross conveyor belt at front			Belt at rear		Cross conveyor belt at front
Overall length	m 5.02	5.22	5.22	5.32	6.46	7.27
Overall width	m 2.40	2.60	2.60	2.61	2.25	2.65
Overall height	m 2.82	2.82	2.99	3.10	2.74	2.84
Minimum height	m 2.66	2.66	2.95	3.10	2.70	2.70
Maximum cutting height	m 3.15	3.15	3.60	3.40	4.00	4.00
Track width outside wheels	m 1.92	2.00	2.00	2.05	1.69	1.88
Width of cutting system	m 2.04	2.24	2.24	2.24	1.84	2.20
Discharge height	m 0.50	0.50	0.50	0.75	0.75	0.88
Net weight	kg 5.485	5.840	6.090	6.800	8.380	10.100
Maximum load	kg 3.500	4.000	4.500	4.500	5.000	8.000
Power requirement PTO	HP(kW) 68 (50)	75 (55)	82 (60)	82 (60)	79 (58)	112 (82)
PTO Drive	540	540	540	540	540	540
Number of auger knife positions	8	9	9	9	7	8
Number of knives mounted per auger	5	6	6	6	4	5
Wheels (2 x)	285/70 R 19.5 (2 x) — 295/60 R 22.5 (2 x) — 235/75 R 17.5 (2 x)				235/75 R 17.5 (4 x) — 435/50 R 19.5 (4 x)	
Required hydraulic capacity	25 l/min., 170 bar				30 l/min., 170 bar	
Required tractor hydraulics	1 single acting valve					

Triomix S1 | 800 - 1200



Standard features

- U-form frame with exchangeable stainless steel stationary knives
- 1 vertical Twin Stream auger
- Trioform auger knives
- 1 restrictor-blade
- Constant velocity PTO-shaft
- Adjustable drawbar
- Front conveyor belt
- 2 large single wheels
- Hydraulic loading system
- Sealing brush on loading board
- Electric operation
- Hydraulic brake system

Options

- Electronic weighing system
- Reduction gearbox
- Hydraulically operated restrictor blade
- Hydraulic jack
- Lighting set
- Speed regulator cross conveyor belt
- Cross conveyor belt extension
- Auger knife long
- Auger knife TC coating
- Pneumatic brake-system

		S 800	S 1000	S 1200
Capacity	m ³	8	10	12
Discharge		Cross conveyor belt at front		
Overall length	m	5.02	5.20	5.20
Overall width	m	2.45	2.65	2.65
Overall height	m	2.77	2.77	3.09
Minimum height	m	2.66	2.66	2.95
Maximum cutting height	m	2.90	2.90	3.70
Track width outside wheels	m	2.00	2.00	2.00
Width of cutting system	m	2.04	2.24	2.24
Discharge height	m	0.50	0.50	0.50
Net weight	kg	5.710	6.065	6.365
Maximum load	kg	3.750	3.750	4.500
Power requirement PTO	HP(kW)	68 (50)	75 (55)	82 (60)
PTO Drive		540	540	540
Number of auger knife positions		8	9	9
Number of knives mounted per auger		5	6	6
Wheels (2 x)		295/60 R 22.5		
Required hydraulic capacity		25 l/min., 170 bar		
Required tractor hydraulics		1 single acting valve		



Triomix P1 | 1200

Standard features

- U-form frame with hydraulic cutting knives
- Mechanically driven strawbedder at front
- Low blower pipe for spreading up to 25 m
- 1 vertical Twin Stream auger
- Trioform auger knives
- Wear ring
- 1 restrictor-blade
- Constant velocity PTO-shaft
- Adjustable drawbar
- Conveyor belt at rear
- 2 twin wheels
- Hydraulic loading system
- Sealing brush on loading board
- Electric operation
- Hydraulic brake system

Options

- Electronic weighing system
- Reduction gearbox
- Hydraulically operated restrictor blade
- Hydraulic jack
- Lighting set
- Speed regulator cross conveyor belt
- Auger knife long
- Auger knife TC coating
- Pneumatic brake-system

		P1 1200 AL
Capacity	m ³	12
Discharge		Cross conveyor belt at rear + straw bedder at front
Overall length	m	5.54
Overall width	m	2.61
Overall height	m	3.10
Minimum height	m	3.10
Maximum cutting height	m	3.40
Track width outside wheels	m	2.05
Width of cutting system	m	2.24
Discharge height	m	0.75
Net weight	kg	6.800
Maximum load	kg	4.500
Power requirement PTO	HP(kW)	82 (60)
PTO Drive		540
Number of auger knife positions		9
Number of knives mounted per auger		6
Wheels (4 x)		235/75 R 17.5 (4 x)
Required hydraulic capacity		25 l/min., 170 bar
Required tractor hydraulics		1 single acting valve

Gigant | 500 - 900



Standard features

- 1 vertical Twin Stream auger
- Trioform auger knives
- Constant velocity PTO-shaft
- Loading arm with u-form hydraulic cutting system (model M)
- Also available with grab system (model 500 K)
- Fix drawbar for top connection
- 2 wheels
- 2 side doors
- Electric operation
- Hydraulic brakes for models 700 and 900

Options

- Electronic weighing system
- Hydraulic weighing system
- Lights
- Bowden cable control
- Rubber side-door covers
- Hydraulic jack
- Auger knife long
- Auger knife TC coating

		500 M/K	700 M	900 M
Capacity	m ³	5	7	9
Length	m	4.00	4.70	4.90
Width	m	2.15	2.25	2.45
Height	m	2.20	2.30	2.45
Height*	m	2.35	2.60	2.75
Track width outside wheels	m	1.93	2.14	2.20
Maximum cutting height*	m	3.50	3.90	4.30
Width of U-shaped cutting frame	m	1.23	1.23	1.23
Discharge height*	m	0.55	0.70	0.70
Net weight	kg	2.500	3.500	3.750
Power requirement PTO	HP(kW)	48 (35)	62 (45)	68 (50)
PTO Drive		540	540	540
Number of auger knife positions		6	7	7
Number of knives mounted per auger		3	4	4
Wheels (2 x)		6.50 x 10 12 PR 10.0/75-15.3 18 PR		
Required hydraulic capacity		_____ 25 l/min, 170 Bar _____		
Required tractor hydraulics		1 single acting valve		

Vertifeed | 1000 - 1200



Standard features

- 1 vertical Twin Stream auger
- Trioform auger knives
- 1 restrictor-blade
- Constant velocity PTO-shaft
- Loading platform
- Adjustable drawbar
- Front conveyor belt
- 2 large single wheels
- Control by bowden cable
- Hydraulic brakes

Options

- Electronic weighing system
- Reduction gearbox
- Electric operation
- Hydraulic restrictor blade
- Hydraulic jack
- Sealing brush on loading board
- Lighting set
- Speed regulator cross conveyor belt
- Cross conveyor belt extension
- Auger knife long

		1000	1200
Capacity	m ³	10	12
Discharge		Cross conveyor belt at front	
Overall length	m	5.30	5.30
Overall width	m	2.47	2.47
Minimum height	m	2.59	2.82
Overall height	m	2.62	2.94
Track width outside wheels	m	1.92	1.92
Discharge height	m	0.52	0.52
Net weight	kg	4.450	4.750
Maximum load	kg	4.000	4.500
PTO Drive		540	540
Number of auger knife positions		9	10
Number of knives mounted per auger		6	7
Power requirement PTO	HP(kW)	75 (55)	82 (60)
Width of loading platform	m	2.20	2.20
Wheels (2 x)		_____ 295/60 R 22.5 _____	
Width conveyor belt	m	0.75	
Required hydraulic capacity		25 l/min., 170 bar	
Required tractor hydraulics		1 single acting valve	

Trioliet feeding technology | since 1950

Trioliet Mullos BV

Hinmanweg 19
7575 BE Oldenzaal
The Netherlands

T +31 541 - 57 21 21
F +31 541 - 57 21 25

info@trioliet.com
www.trioliet.com

WWW.TRIOLIET.COM

Trioliet. Invents for you.

